

Webex Feature Highlights September

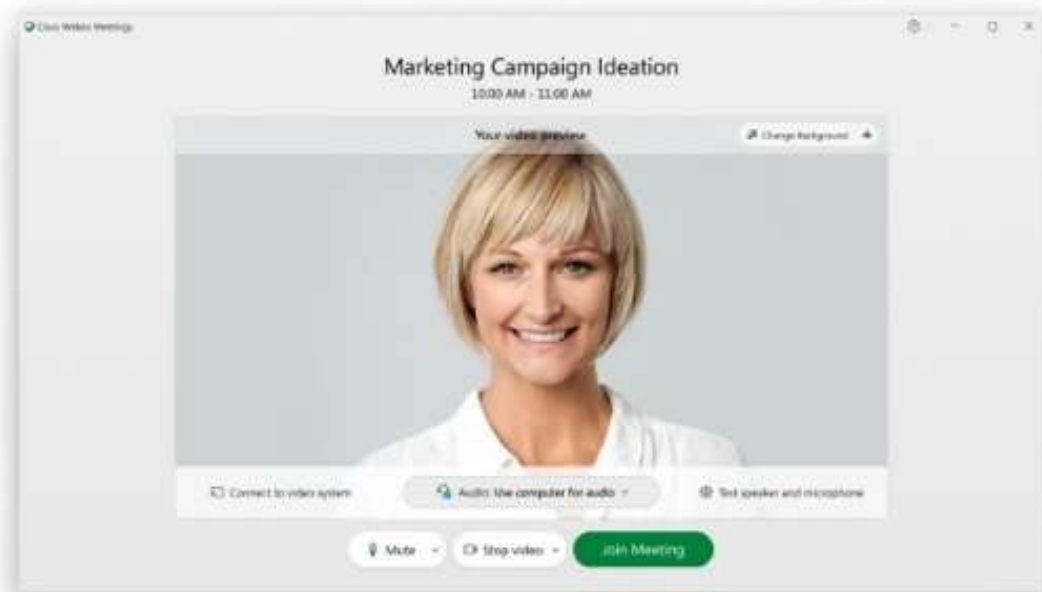
v40.9 Upgrade

[The New Webex Meetings Experience](#)

Optimized Audio/Video Preview

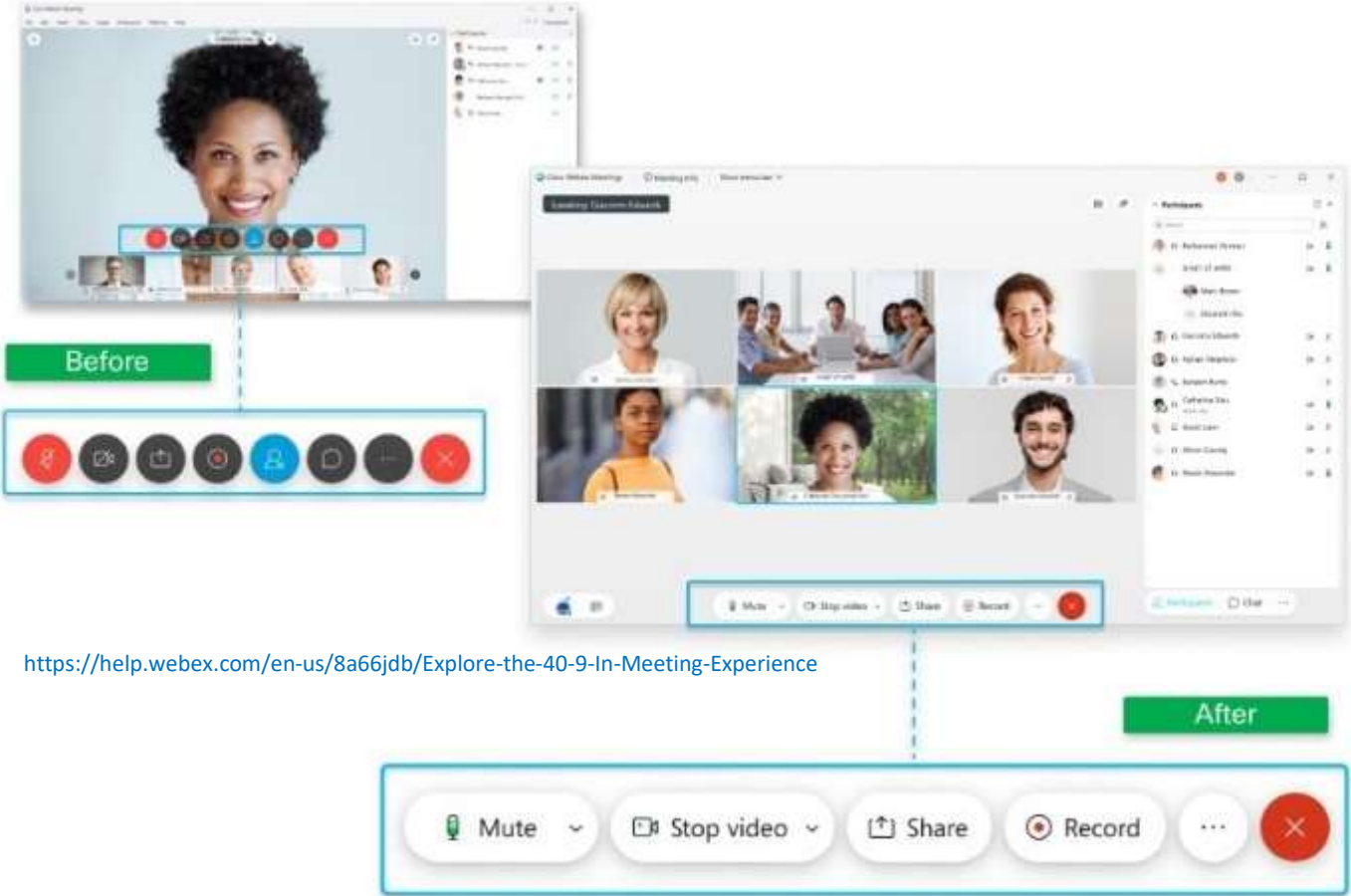


After

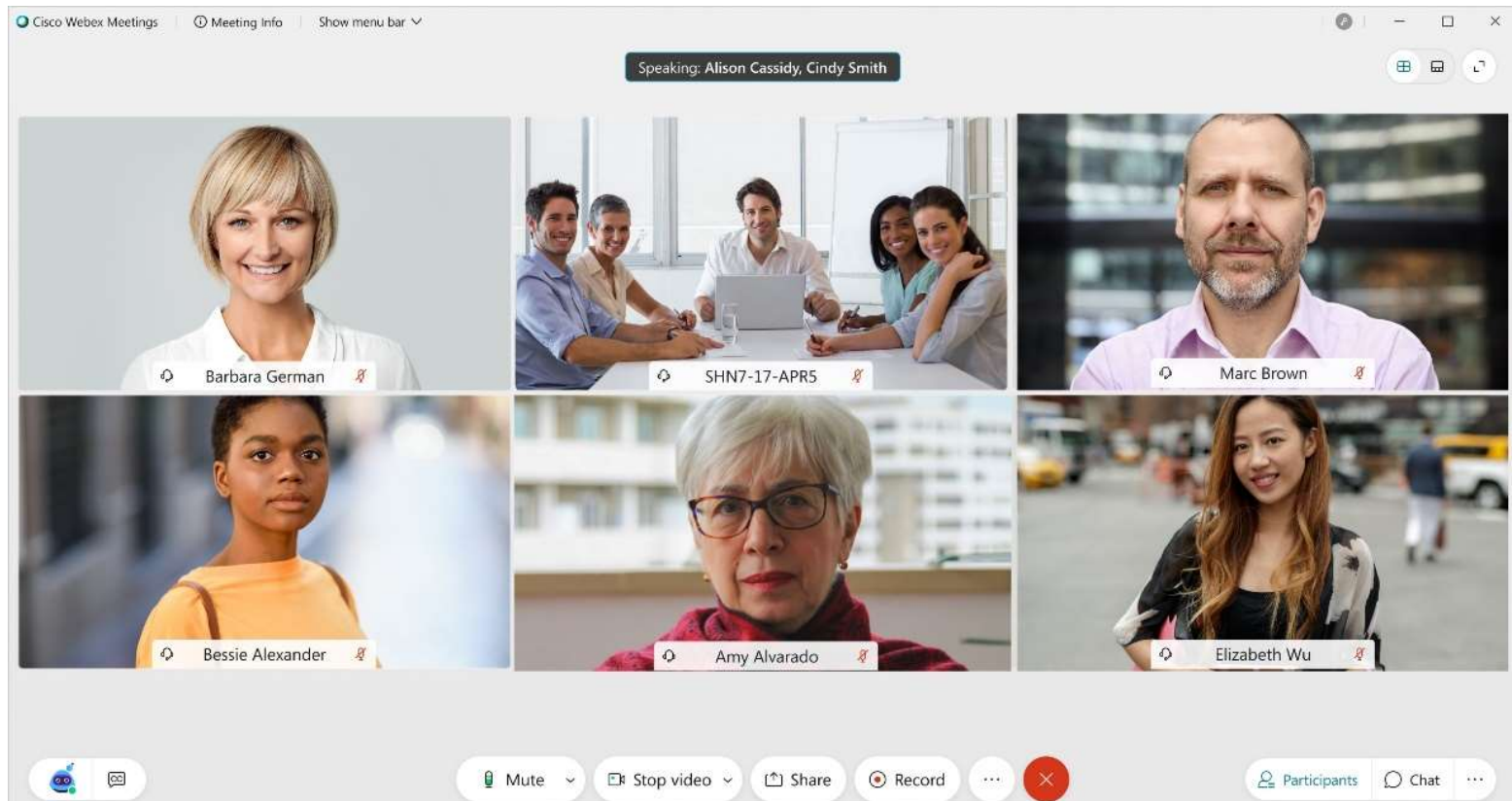


<https://help.webex.com/en-us/8a66jdb/Explore-the-40-9-In-Meeting-Experience>

Updated Controls in Meetings and Events

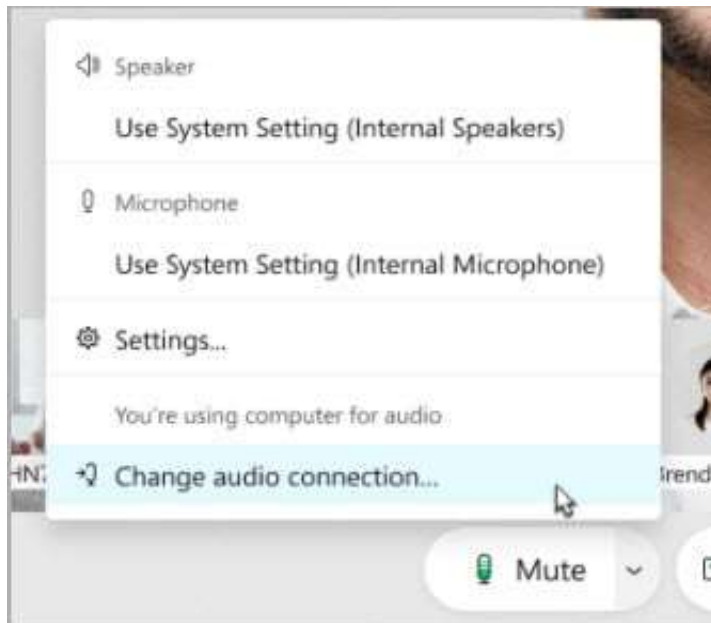
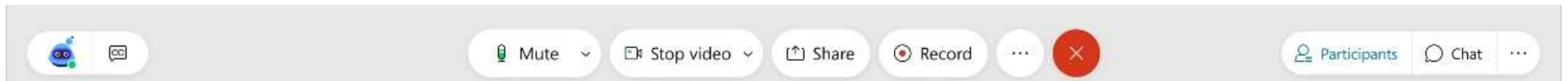


Default Grid View



<https://help.webex.com/en-us/8a66jdb/Explore-the-40-9-In-Meeting-Experience>

Consolidated Controls



Audio settings and video settings can now be conveniently accessed using the menus on the right of their respective mute and video buttons.

Panel controls (like Participants, Chat, and Q&A for Events) can be found in the lower righthand corner.

Video Breakout Sessions in Webex Meetings

Breakout Session Assignment

Not Assigned (7)

Search

Host (2)

- Barbara German
Host, me
- Giacomo Edwards
Cohost

Attendee (0)

- Allow attendees to return to main meeting
- Allow attendees to join breakout sessions later
- Automatically close breakout sessions after minutes
- Show countdown warning seconds before closing breakout sessions

Breakout Session + Add Session

- Section discussion (2)
 - Maria Rossi
 - Bessie Alexander
- Breakout Session 2 (2)
 - Nathan Bell
 - Tyrone Warren
- Breakout Session 3 (1)
 - Marc Brown

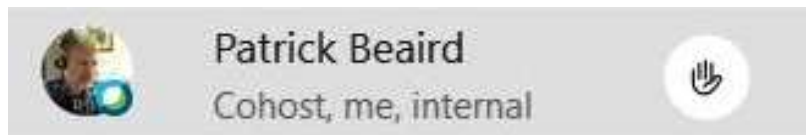
Giacomo Edwards
Cohost

Options Recreate Start Breakout Sessions

<https://help.webex.com/en-us/nroo6fs/Webex-Meetings-Breakout-Sessions>

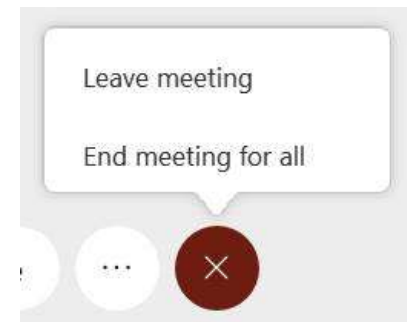
New In-Meeting Cohost Role

Replaces Alternate host role



The Host can now assign other meeting participants as cohosts. Cohosts share host-level privileges such as:

- muting and unmuting other participants
- admitting participants from the lobby
- managing breakout sessions
- accidentally killing meetings!
- and more



A Host can have as many cohosts in a meeting as they wish.

<https://help.webex.com/en-us/n1bqkbv/Add-Cohosts-for-Webex-Meetings>

Webex Assistant for Meetings

Click from the Webex Assistant menu, or **Show Captions** from the **More Options** menu.

Mobile

Your Webex Assistant for meetings.

Captions

You can make captions more legible by adjusting the font size.

- Back to default position
- Use dark background
- Font size >
- Show captions and highlights

Font size

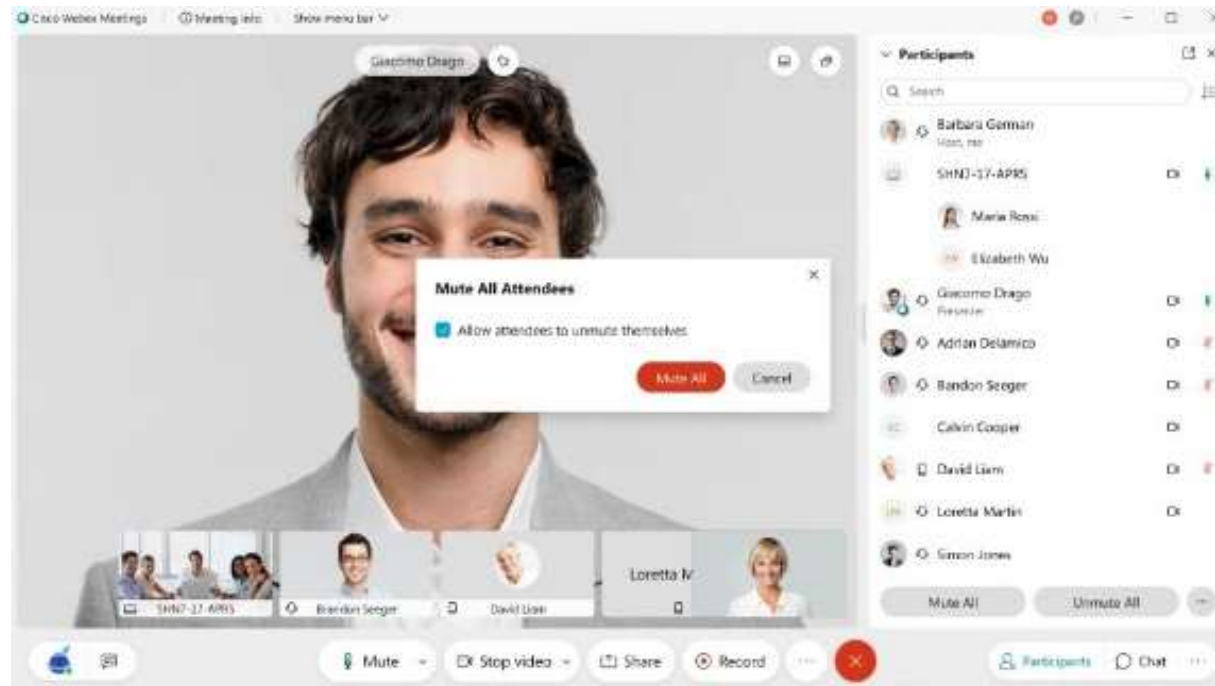
A A A

<https://help.webex.com/en-us/n8dho98/Cognitive-Collaboration-with-Webex-Assistant-for-Meetings>

Webex Feature Highlights October

v40.10 Upgrade

Enhanced Mute Controls in Meetings



Host and Cohosts can now choose whether participants can unmute themselves when selecting Mute All or Mute on Entry. Additionally, when a host or cohost unmutes a participant, that participant will be given a prompt to unmute, instead of being unmuted directly.

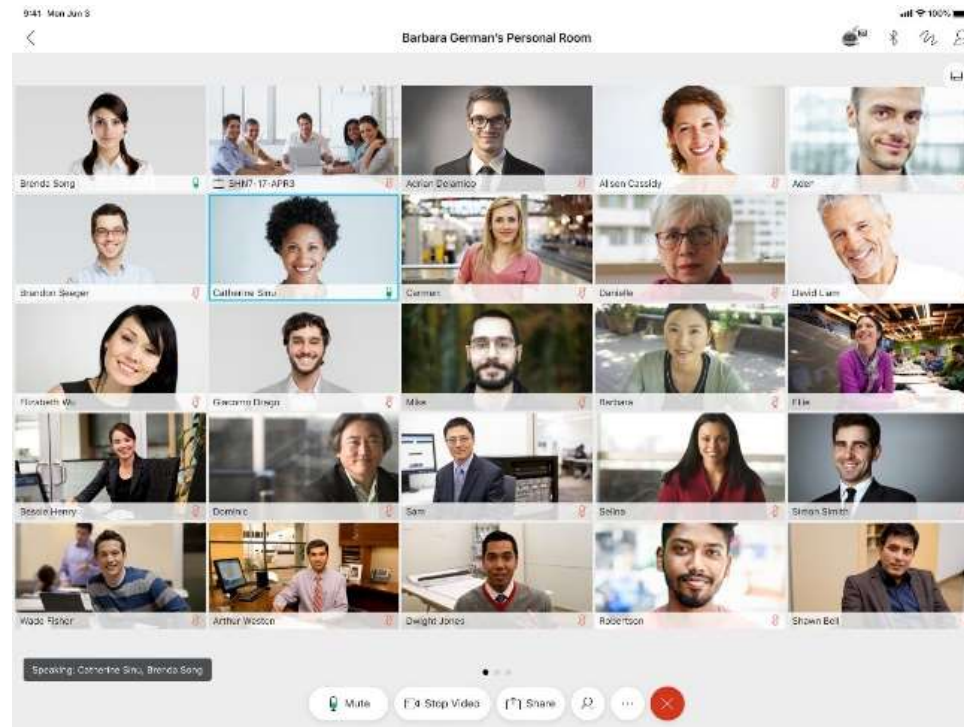
<https://help.webex.com/en-us/xcwws1/What-s-New-for-the-Latest-Channel-of-Webex-Meetings>

Video Thumbnail Improvements



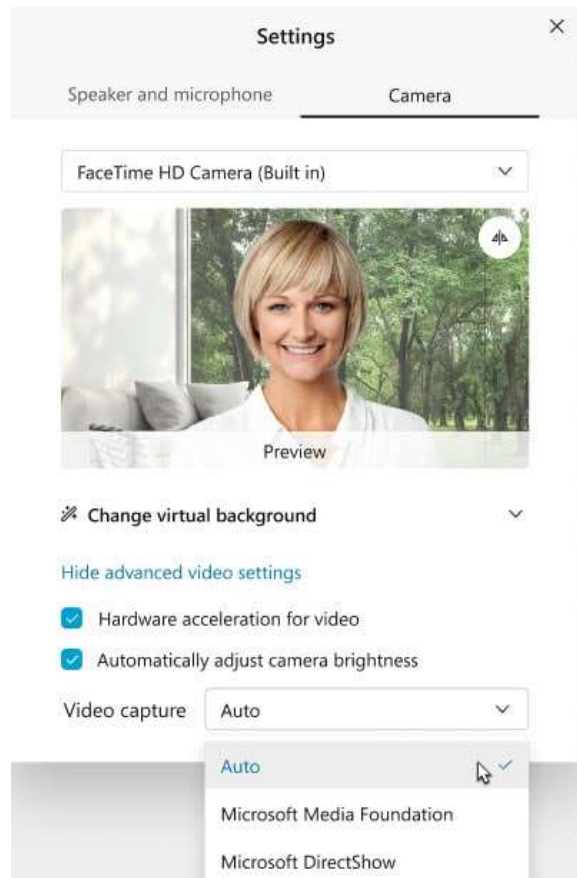
Participant interaction options are now condensed into each participant's thumbnail menu. For users who do not have video turned on or a profile picture set, their name will now be displayed in the video window instead of their initials for a more intuitive experience.

Grid View Support for Mobile Devices



Webex Meetings mobile app users will now be able to experience 5x5 grid view (landscape mode) and 3x7 grid view (portrait mode) on their tablets, including iPads and Chromebooks.

Video Experience Enhancements



Three new advanced video options to improve camera brightness, reduce camera CPU usage, and select the fastest camera capture framework are now available:


- hardware acceleration for video (Windows only)
- automatic adjustment of camera brightness (Windows and Mac)
- video capture (Windows only).

<https://help.webex.com/en-us/n3t9lrab/Select-Advanced-Video-Settings-for-Webex-Meetings>

Background Noise Control


In "Use computer Audio" mode

Audio connection



You're not connected to audio.

Audio options

Use computer audio 

Call me at

Connect to audio without pressing 1 on my phone

Call in

Settings

Speaker and microphone Camera

Speaker

Speakers (Realtek High Definiti...

Output level


Output volume

Microphone

Microphone Array (Realtek Hig...

Input level

Input volume

- Automatically adjust volume
- Remove background noise
- Sync mute button status on microphone device
- Music mode 

<https://help.webex.com/en-us/noj81j8/Remove-Background-Noise-During-a-Webex-Meeting-or-Event>

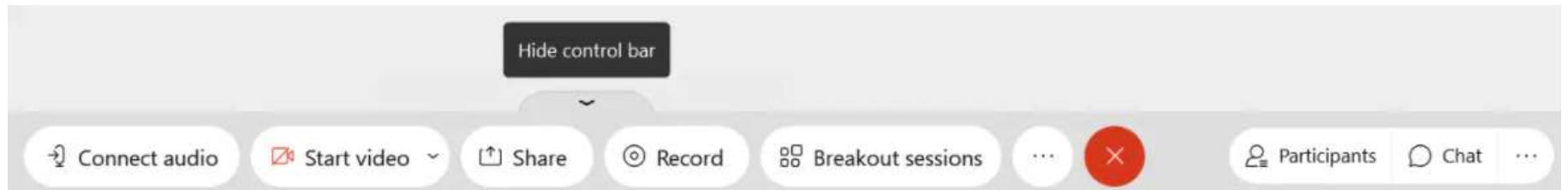
Dark Theme

The screenshot displays a Cisco Webex Meeting interface in dark theme. The main content area features a pie chart with four segments: purple (41%), green (34%), orange (12%), and yellow (13%). The word "Target" is displayed to the left of the chart. The interface includes a top menu bar, a participants list on the right, and a bottom toolbar with controls like "Connect audio", "Start video", "Share", "Record", "Breakout sessions", "Mute all", and "Unmute all".

Segment Color	Percentage
Purple	41%
Green	34%
Orange	12%
Yellow	13%

<https://help.webex.com/en-us/nvraa73/Choose-the-Color-Theme-in-Webex-Meetings-and-Events>

Hide the Control Bar



Coming In November

Breakout Session Enhancements including:

Pre-Assign Breakout Sessions

Mobile Enhancements

Automatic Notification When Talking on Mute

Animated In-Meeting Reactions